









MSAD 24 Schools for Excellence

District Administrator . 2013-14

Performance Measure		Available Points	- Performance Targets -			% Gain	Earned Points
			Base	Actual	Goal		
1	% Students M/E Growth Target – Math [NWEA District]	15	30.0%	__%	65.0%	__%*	__
							
2	% Students M/E Growth Target – Reading [NWEA District]	15	30.0%	__%	65.0%	__%*	__
							
3	% Students M/E Growth Target – [DIBELS District]	15	61.00%	__%	71.00%	__%*	__
							
4	Graduation Rate (District)	10	80.0%	__%	89.0%	__%	__
							
5	% College Bound (District)	5	81.0%	__%	90.0%	__%	__
							
6	% On-Time Student Attendance (District)	10	93.0%	__%	94.0%	__%	__
							
7	7C Student Perception Rating (District)	5	47.0%	__%	75.0%	__%	__
							
8	LEPG Rating [NBPTS Rubric Individual]	25	2.50	__	3.60	__%	__
							
Performance Index						__%	
Performance Pay Opportunity						\$5,000	
Performance Pay						\$_____	
Total Incentive Pay						\$_____	

* % Gain caps for student growth measures only: 0%-120%.; all other measures 0%-100%. Overall performance index cannot exceed 100%.