








MSAD 24 Schools for Excellence

Classroom Teacher . High School . 2013-14

- Performance Targets -						
Performance Measure	Available Points	Base	Actual	Goal	% Gain	Earned Points
1 <i>% Students M/E Growth Target – Math [NWEA HS Team]</i>	25	30.0%	__%	65.0%	__%*	__
						
2 <i>% Students M/E Growth Target – Reading [NWEA HS Team]</i>	25	30.0%	__%	65.0%	__%*	__
						
3 <i>Graduation Rate (SW)</i>	10	80.0%	__%	89.0%	__%	__
						
4 <i>% College Bound (SW)</i>	5	81.0%	__%	90.0%	__%	__
						
5 <i>% On-Time Student Attendance (SW)</i>	5	93.0%	__%	94.0%	__%	__
						
6 <i>7C Student Perception Rating (SW)</i>	5	47.0%	__%	75.0%	__%	__
						
7 <i>TEPG Rating [NBPTS Rubric Individual]</i>	25	65	__	80	__%	__
						
Performance Index					__%	
Performance Pay Opportunity						\$5,000
Performance Pay						\$_____
PD Peer Review Stipend						\$100
Total Incentive Pay						\$_____

* % Gain caps for student growth measures only: 0%-120%.; all other measures 0%-100%. Overall performance index cannot exceed 100%.